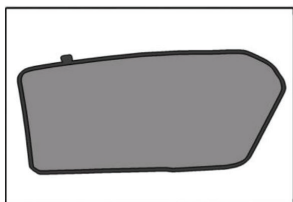


Installation Manual

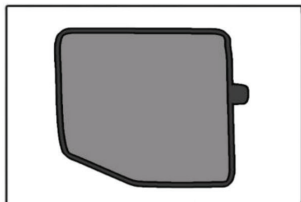
CITROEN C4 GRANDE PICASSO 5DR
CIT-C4GPI-5-B



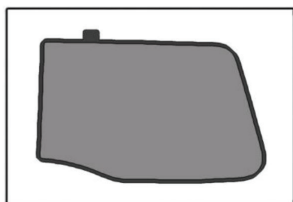
COMPONENTS INCLUDED



①+⑧



③+⑥



④+⑤

FIXING CLIPS



CL-M05 x 4



CL-M02 x 2





CL-M12 x 2

CAR
S H A D E S

Installation

CITROEN C4 GRANDE PICASSO 5DR
CIT-C4GPI-5-B

SIDE SHADE INSTALLATION



Installation

CITROEN C4 GRANDE PICASSO 5DR
CIT-C4GPI-5-B



PORT SHADE INSTALLATION

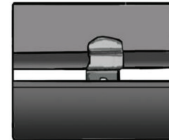
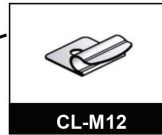


Installation

CITROEN C4 GRANDE PICASSO 5DR
CIT-C4GPI-5-B



REAR SHADE INSTALLATION



Repeat on the opposite
tailgate shade.

Installation

CITROEN C4 GRANDE PICASSO 5DR
CIT-C4GPI-5-B



REAR SHADE INSTALLATION

